

TOPDECKER, meet Europe

The sun-drenched shores of the Med is a playground for the rich and glamorous. But now, it's your chance to check it out. Come with us and tour Europe's hottest Mediterranean destinations as well as some gorgeous hidden spots. From Gaudi's Barcelona via the stylish French Riviera we'll get amongst it in Italy before we take to the water and sail to the heavenly Greek Islands. Sounds good, right?

WORTH NOTING...

A Sector trip is part of a larger journey, meaning your new friends might continue on or after you leave, or you might be joining a trip already in progress.

WHAT YOU NEED TO KNOW



Hostel Plus



Nights



Android/iPhone
app download
info



This is a sector
trip.

Hi, and thanks for choosing to holiday with Topdeck

You can rest assured that we'll pull out all the stops to make your trip unforgettable.

Now it's time to get excited about your holiday...

ABOUT YOUR TRIP NOTES

These Trip Notes contain everything you need to know before your trip departs – including where to meet and what to bring. We recommend that you read these notes thoroughly so you know what to expect on your trip of a lifetime. Also, you can easily download and print this document off so you can bring it with you when you travel.

Please bear in mind that some points should be taken as a guide only – after all, everyone's different! For example, daily spending money and clothing lists can vary from one person to the next, so don't be alarmed if you don't expect to spend (or even wear) so much!

PLEASE NOTE: We strongly urge you to refresh this document as close to the time of your departure as possible to ensure you have the most up-to-date accommodation list and information available.

ON THE BUCKET LIST (INCLUDED)

- + Visit a traditional perfumery in the French Riviera
- + Party island of Mykonos
- + Local guide in Florence
- + Vaporetto ride in Venice

MORE INCLUSIONS

- + Visit a traditional French perfumery
- + Walking tour of Monaco
- + Walking tour of Verona
- + Walking tour of Venice
- + Vaporetto ride
- + Walking tour of Florence with a local guide
- + Visit Pisa and the famous Leaning Tower
- + Walking tour of Rome
- + Driving tour of Athens

YOUR TRIP WILL START

PICK UP:

Barcelona
Spain

YOUR TRIP WILL FINISH

DROP OFF:

Athens
Greece

TRIP CURRENCIES

- + Spain - EUR
- + France - EUR
- + Monaco - EUR
- + Italy - EUR
- + Vatican City - EUR
- + Greece - EUR

YOUR ITINERARY



AWESOME
TRIP
LEADER

DAY 1 | BARCELONA, SPAIN

Enter: Barcelona, where tapas and sangria rule. Uncover the food market gems scattered across the city and satisfy your inner foodie before you meet the group in the afternoon. Tonight, there's an optional flamenco show which you won't wanna miss.



MEALS:

+ Dinner



**OPTIONAL
ACTIVITIES:**

+ Flamenco show

DAY 2 | BARCELONA

Who needs the snooze button when you've got a whole day in a city packed to the rafters with art nouveau, alluring accents and (most importantly) tapas? Hit the side streets and alleyways of Las Ramblas, go boho in the Gracia neighborhood, go Gaudí at Parc Güell or give in to your inner football fanatic and kneel to the sporting gods at the Nou Camp.



MEALS:

+ Breakfast

DAY 3 | BARCELONA TO FRENCH RIVIERA, FRANCE

Get that selfie stick out! We're rolling north along the coast to rub shoulders with the rich and famous at the world's most lavish waterfront property: the French Riviera. Oh, and by the way – we'll be making a pit stop at a traditional French perfumery en route. Later: swap your patatas bravas for hearty French cooking and get ready for tomorrow's adventures.



MEALS:

+ Breakfast



INCLUDED TODAY:

+ Visit a traditional French
perfumery

DAY 4 | FRENCH RIVIERA

Hit the beach with the paparazzi posse, or go wild in the designer boutiques in Nice's Old Town. Later: roll with the jet set on a guided tour and see how the 1% live (hint: it involves Ferraris and bathing in caviar). Feeling lucky? Hit the tables at the Monte Carlo Casino and make it rain (or not).



MEALS:

+ Breakfast






INCLUDED TODAY:

+ Walking tour of Monaco




DAY 5 | FRENCH RIVIERA TO VENICE, ITALY

Maketh haste to fair Verona, the place where Romeo and Juliet found love. Snap a selfie at Juliet's balcony and join throngs of lovers leaving notes on the wall (or avoid the crowds and just marvel at the ancient arena). Then: say ciao to Venice from across the lagoon as we check into our campsite, have an Eat Pray Love-worthy relationship with an irresistible Italian (meal) and get pumped for living out our own version of The Italian Job tomorrow.

 MEALS:	 INCLUDED TODAY:	 OPTIONAL ACTIVITIES:
+ Breakfast + Dinner	+ Walking tour of Verona	+ Get a personalised trip T-shirt or hoodie



DAY 6 | VENICE

You know it as The Floating City, but this place is actually sinking (slowly). Today we'll check out a who's who of Venice's usual suspects on a guided walking tour (ticking off the likes of St Mark's Square and Accademia Bridge), then jump on a vaporetto to explore the Grand Canal. If that's not enough, you can also hop on an optional gondola ride. Throw away your map in the afternoon and try to find the world's most epic little bookshop, Libreria Acqua Alta, or just go on a mission to find the perfect gelato.

 MEALS:	 INCLUDED TODAY:	 OPTIONAL ACTIVITIES:
+ Breakfast + Dinner	+ Walking tour of Venice + Vaporetto ride	+ Gondola ride



DAY 7 | VENICE TO FLORENCE

Stop for THAT photo at Pisa, then make your food baby sing as we roll into the land of hearty Tuscan cuisine and birthplace of gelato: Florence. Whip around Santa Maria del Fiore before tucking into amore on a plate. The evening is yours to stroll along the the Arno River and watch the sunset. #Bliss

 MEALS:	 INCLUDED TODAY:
+ Breakfast + Lunch + Dinner	+ Walking tour of Florence with a local guide + Visit Pisa and the famous Leaning Tower

DAY 8 | FLORENCE TO ROME

Today, it's onwards to Rome. Time to give that bucket list a workout! Make like Caesar (the emperor, not the salad) and work up a 'colossus' hunger as you pass by the Pantheon, throw your two cents in the Trevi Fountain, sit on the Spanish Steps and visit ancient history's version of the Hunger Games set at the Colosseum. Tonight, you're in Disneyland for foodies. Have fun.

 MEALS:	 INCLUDED TODAY:
+ Breakfast + Dinner	+ Walking tour of Rome

DAY 9 | ROME

Create the ultimate Roman Holiday in one day with a whirlwind of Vespas, espresso, two-cheek kisses and pizza the way it's supposed to taste. Count your blessings on an optional tour of the Vatican City, then play 'I-spy' with two-and-a-half millennia worth of history. Want more? Then you could always shop till you drop on Via Condotti, head to Capitoline Hill for awesome views of the Roman Forum and Colosseum or just kick back in Piazza Navona for some dolce far niente (delicious idleness).



MEALS:

+ Breakfast



OPTIONAL ACTIVITIES:

+ Guided tour of the Vatican
City

DAY 10 | ROME TO ATHENS, GREECE

Play connect the dots with the stars or let the swell rock you to sleep as we ferry our way from from bella Italia to Greece. Restaurants, bars, and cosy cabin rooms will keep you comfortable.



MEALS:

+ Breakfast

DAY 11 | ATHENS

It doesn't get feta than this! Orient yourself as you wander around ticking off the likes of the Greek Parliament, Syntagma Square and the Acropolis. Whatever you do, take the day to get lost – you're free until dinner.



MEALS:

+ Breakfast

+ Dinner

DAY 12 | ATHENS TO MYKONOS

Today we hop on a ferry over to Mykonos (aka 'that island with the cute windmills'). Epic beaches, sinfully good local restaurants and a bustling nightlife. What's not to love?



MEALS:

+ Breakfast

+ Dinner

DAY 13 | MYKONOS

Free day in para-para-paradise. Loving it? We hope so! Soak up those rays and dive into 50 shades of blue.



MEALS:

+ Breakfast

DAY 14 | MYKONOS

You could totally get used to Mykonos' dreamy backdrop of chalky villages, sky blue churches and laze-worthy beaches. Another free day to spend exactly how you please.



MEALS:

+ Breakfast

DAY 15 | MYKONOS TO ATHENS

Today it's back on the ferry to Athens for a second dose of ancient vibes. Make sure your camera's charged today – we're taking you on a driving tour.



MEALS:

+ Breakfast



INCLUDED TODAY:

+ Driving tour of Athens

DAY 16 | ATHENS

Today our trip comes to an end! But, swap numbers and get planning that next adventure.

MEALS

Your included meals are detailed in the 'Included Essentials' section of this document.

Breakfasts (usually continental breakfasts) are included every day, except on the first morning of your trip. A typical continental breakfast may consist of cereals with milk or yogurt, bread, croissants, cold meats, and cheese – with fruit juice, tea or coffee to drink. It is rare to get a hot breakfast in continental Europe, though on some occasions some hot food may be available.

Included meals will be provided at local restaurants and the accommodations in which we stay. In most cases, table water is provided with meals. If you wish to purchase additional drinks, you can do so at your own expense.

If you have any dietary requirements, we'll make every effort to cater to your needs – as long as you advise your travel agent or Customer Service Consultant when you book. You can also make a note of dietary requirements in the Topdeck app when you check-in.

PLEASE NOTE: Although we'll do everything in our power to cater to your needs, we cannot guarantee this will be possible in every restaurant we visit. We also cannot cater to tastes or dislikes, as most of our included evening meals feature a set menu.

TIPPING

Your Topdeck Trip Leaders and Drivers never expect tips, and they won't ask for any either. We also know how much tipping can cost you. So go ahead – spoil yourself with the money you save travelling with us (just don't forget Mum's souvenir).

TOPDECK TRAVEL APP

Our app is available to download before you travel. With a range of cool features including a currency converter, budget planner, check-in tool and group chat, it'll help you plan your trip like a pro. Think of it as your very own Topdeck Trip Leader in the palm of your hand.

TRIP GROUP CHAT

Connect with your fellow Topdeckers before you depart and begin your magical friendship in the flash of a winking face emoji.

ITINERARY VIEWER

Get the lowdown on where you'll be going and what activities you'll be doing on each day of your trip with this handy little tool.

CHECK-IN

Plug in all your vital deets and we'll keep them safe for when you really need them. Making your life easier, one swipe at a time.

BUDGET TRACKER

Keep an eye on your holiday spending, leaving you with more FUN-ds to play with. Think: elaborate Spanish feasts (not questionable supermarket sandwiches).

MAPS

Navigate your way to meeting points and lesser-known local gems using pins dropped by your Trip Leader, seek out your own bucket list sites and take to the streets like a pro.

Once the trip is over, you'll need the app to give us feedback about your trip experience. We love to hear what you thought about your trip, as it helps to give us an idea of the things we're doing well and the things we could be doing better.

PLEASE NOTE: The Topdeck Travel App should only be downloaded once you have booked your trip. You will not be able to log in unless you have a Topdeck booking reference number.

[GET IT FOR IPHONE](#)

[GET IT FOR ANDROID](#)



PASSENGER SAFETY

NIGHTS OUT

One of the best parts of travelling is experiencing the nightlife and entertainment each city has to offer. However, amidst the fun and excitement, it's important to be aware of your surroundings and personal safety as well. Before you hit the road with us, be sure to familiarise yourself with the following safety information.

When you're on a night out, remember to avoid walking alone, particularly through deserted areas like beaches and back streets. Always stick together, take a registered taxi where possible, and keep a note of your accommodation details so you can find your way back to your fellow Topdeckers if you become separated. It's also a good idea to get your Topdeck trip mates' mobile numbers in case you need to get hold of them while out and about.

In some countries, alcoholic measures can be considerably larger than what you may be used to. Try to keep track of what you're drinking, and if you see one of your trip mates looking a little worse for wear, take them back to your

accommodation. Never leave your drink unattended.

It's also important to be aware that what you might consider harmless flirting may be interpreted differently in some countries. Be yourself and have fun, but stay savvy – you don't want to find yourself in an uncomfortable situation.

RESPECTING FELLOW PASSENGERS

Here at Topdeck, we're all about inclusivity. We want to make sure that everyone has a great time on our trips, and that everyone feels like they're part of one happy Topdeck family.

What we're not about is excluding people or making them feel like they don't belong – that's just not what families do. That's why we always encourage Topdeckers to be kind and courteous to their fellow passengers. The golden rules? Always remember to respect each other's space, be mindful of causing excessive noise in shared accommodation and treat others how you'd wish to be treated yourself. Easy!

DRUG USE

Topdeck has a strict zero-tolerance drug policy. Passengers should not bring any illegal substances onto the Topdeck coach or into any of the accommodation we stay in on our trips. This includes marijuana, even if it is legal in some of the states your trip passes through. If you are found in possession of drugs, you will be removed from the trip. All instances of drug possession will be reported to Topdeck Head Office, who may consider alerting the relevant authorities.

REMEMBER – if you are found in possession of drugs, not only could you risk getting in trouble with the local police, but our Driver will also be held responsible if drugs are found on the Topdeck coach. Trust us, you wouldn't want that to happen to any of our Drivers – they're awesome.

MENTAL HEALTH AND WELLBEING

Culture shock, homesickness, random periods of feeling down – these things happen and are totally normal. You can rest assured that if you're feeling low, your Topdeck crew will do their utmost to cheer you up again.

Measures you can take to look after your mental health and wellbeing while on the road with us are:

- + Call home. Sometimes it's nice to hear a familiar voice and have a good old-fashioned catch up with your loved ones
- + Eat well. Never underestimate the power of a good, wholesome meal. Nobody feels at their best when they're hungry!
- + Drink responsibly. Not only will you swerve the dreaded hangover, but by keeping an eye on what you drink, you could also avoid getting into any potentially uncomfortable situations
- + Talk to your Trip Leader. Don't forget, they're probably far from home, too – so they're sure to know of some tried-and-tested ways to beat the blues
- + Integrate with your fellow Topdeckers. This one is key! The more fun you're having on your trip, the less likely you are to feel homesick (trust us).

HOW TO BE A RESPONSIBLE TRAVELLER

Responsible travel isn't difficult to achieve. With a little conscious thought and preparation, you can have an awesome holiday AND have a positive impact on the places you visit. Sweet!

Here are five things you can do to ensure you're travelling responsibly:

- + Conserve water. You know the drill – reuse your hotel towels, take short showers and remember to turn off the tap when you're brushing your teeth
- + Reduce your waste. Ditch the plastic bag, refuse unnecessary packaging, dispose of your waste responsibly and recycle as much as possible
- + Go local. Hunt down locally owned and operated restaurants and bars, shop in local markets and book tours and activities run by local guides
- + Consider the wildlife. Avoid any attractions that involve closely engaging with wild animals
- + Respect local people and culture. Obeying local laws is a given – but also remember to dress and behave in a manner appropriate to the community. Be polite and keep an open mind!

OTHER INFORMATION

INSURANCE

Before your trip departs, it's compulsory for all passengers to take out comprehensive travel insurance covering cancellation, medical expenses (including repatriation), loss or damage to baggage and personal belongings, money and personal liability.

World Nomads provides comprehensive travel insurance for people from over 140 countries. For more information, visit www.topdeck.travel/travel-insurance.

PASSPORTS AND VISAS

Please make sure your passport is valid for at least six months after the last day of your trip. Some countries will refuse entry if you do not have at least six months validity remaining on your passport after your departure date. Depending on your nationality, you may require a visa to enter certain countries.

It is your responsibility to obtain visas prior to your trip departure. To determine which visas you'll need, you can consult either your own government's website or the government websites of the countries in which you will be travelling.

PLEASE NOTE: Some visas can take up to six weeks to acquire, so don't leave it until the last minute. Also, bear in mind that the validity of a visa often runs from its date of issue rather than the date of entry into the country. Please check with the appropriate embassy/embassies prior to departure, as requirements do change periodically.

WHAT TO BRING

Based on our experience, these items are key. Everyone's different though – so if you want to bring more or less, go for it! (As long as you don't exceed your 20kg allowance, that is.)

1 pair of comfortable walking shoes

1 pair of smart casual shoes

1 pair of thongs/jandals/flip-flops

2 pairs of jeans/trousers

2 pairs of shorts/skirts

4 shirts/T-shirts

2 sweaters/jumpers

Smart casual evening wear

1 rainproof jacket

1 warm jacket

Underwear and socks

Swimwear

Snow gear

Towel

Toiletries

Hat and sunscreen

Basic medical kit (including plasters, aspirin etc)

Insect repellent

Conversion plug

Reusable water bottle



THAT'S IT!