



Topdeck

GREEK ISLAND HOPPER






TRIP CODE:
EXGIAA-1

TOPDECKER, meet Europe

Is this trip for you? CHILL. GORGEOUS. LOCAL.

When we say 'Greek Island holiday', you say... Endless beaches? Ridiculously blue waters? Perpetual sunshine? Well, yeah, all those things are great. Obviously. But our Greek Island Hopper trip covers all the givens... and more. MORE ancient wonders. MORE eye candy sunsets. MORE fisherman-chic goodness. MORE G-L-A-M-O-R-O-U-S. Plate smashing. Greek dancing. Schmoozing with the locals. And with us, you won't just see it. You'll do it. One 'opai' at a time.

WHAT YOU NEED TO KNOW

	
Explorer	Nights
	
Android/iPhone app download info	This is a principal package.

Hi, and thanks for choosing to holiday with Topdeck

You can rest assured that we'll pull out all the stops to make your trip unforgettable.

Now it's time to get excited about your holiday...

ABOUT YOUR TRIP NOTES

These Trip Notes contain everything you need to know before your trip departs – including where to meet and what to bring. We recommend that you read these notes thoroughly so you know what to expect on your trip of a lifetime. Also, you can easily download and print this document off so you can bring it with you when you travel.

Please bear in mind that some points should be taken as a guide only – after all, everyone's different! For example, daily spending money and clothing lists can vary from one person to the next, so don't be alarmed if you don't expect to spend (or even wear) so much!

PLEASE NOTE: We strongly urge you to refresh this document as close to the time of your departure as possible to ensure you have the most up-to-date accommodation list and information available.

ON THE BUCKET LIST (INCLUDED)

- + Walking tour of Athens
- + Walking tour of Mykonos town
- + Paradise Beach hike with TL
- + Walking tour of Parikia
- + Walking tour of Fira

MORE INCLUSIONS

- + Walking tour of Athens
- + Ferry to Mykonos
- + Walking tour of Mykonos town
- + Paradise Beach hike with TL
- + Ferry to Paros
- + Walking tour of Parikia
- + Ferry to Santorini
- + Walking tour of Fira
- + Ferry to Athens

YOUR TRIP WILL START

PICK UP:

Athens
Greece

YOUR TRIP WILL FINISH

DROP OFF:

Athens
Greece

TRIP CURRENCIES

- + Greece - EUR

YOUR ITINERARY



AWESOME
TRIP
LEADER

DAY 1 | ATHENS, GREECE

Helloooo, Athens! Cue epic adventures, crystal clear water and more gyros than your fat pants can handle. Think: 4am kebab – but better. Gather 'round Spartans! We're hitting the town tonight.

DAY 2 | ATHENS

Tick off your ancient must-dos today on a stroll with your Trip Leader. See the likes of Monastiraki Square, the ruins of the library of Hadrian, Filopappou Hill (for spectacular views over Athens and the Acropolis) and Syntagma Square for the changing of the guards. Then: delve deeper into these archeological sites with an afternoon of free time – the mighty Acropolis is waiting. Ready to dial up your ancient history quota? Jump on an optional afternoon trip to Cape Sounion and Attica. Or spend your free time hunting down the best Greek donut shop in Athens. Tonight, brace yourself for the best souvlaki outside Olympus at our included group dinner.



MEALS:

- + Breakfast
- + Dinner



INCLUDED TODAY:

- + Walking tour of Athens



OPTIONAL ACTIVITIES:

- + Half day trip to Cape Sounion and Attica: from €50 (lunch included)

DAY 3 | ATHENS TO MYKONOS

We're not going to lie, this morning's an early one – but it's going to be oh' so worth it! If Athens invented democracy, Mykonos pioneered the beach party that followed. As a group, we'll hit up the windmills in Little Venice for THAT photo, check out the white-washed shop fronts of Old Town and make a mental note of all the beachfront cocktail bars to check out later. Then: the rest is up to you! Ever heard of Paradise Beach? It's where Europe goes to party. 'Nough said.



MEALS:

- + Breakfast



INCLUDED TODAY:

- + Ferry to Mykonos
- + Walking tour of Mykonos town

DAY 4 | MYKONOS

Sore head this morning? DW we've got the cure – a free day lazing on Mykonos' soft sandy beaches. If you're up for it, why not venture to Delos Island to check out the birthplace of the sun god Apollo on an optional archaeological tour. Or lace up those Nikes for a hike around Paradise Beach. It's 100% up to you – make the most of it!



MEALS:

- + Breakfast



INCLUDED TODAY:

- + Paradise Beach hike with TL



OPTIONAL ACTIVITIES:

- + Half-day archaeological tour of Delos Island: from €50

DAY 5 | MYKONOS TO PAROS

Say goodbye to Mykonos (and the Italian you met at Tropicana last night) – we're heading to Paros this morning. Expect: more white and blue coloured paradise. Get your bearings around Parikia (aka Paros' capital) before cutting loose to do whatever you want. Get your architecture fix at the Church of 100 Doors. Explore the cobblestone streets in Naoussa. Or grab some chill time at Kolimbithres beach.



MEALS:

+ Breakfast



INCLUDED TODAY:

+ Ferry to Paros
+ Walking tour of Parikia

DAY 6 | PAROS

Oh, what's that? Free time to do your own thing? We thought so. Chill at the beach with your trip mates. Settle in at a local restaurant. Or jump on the bus to Lefkes for some sick views. Want to explore a little deeper? There's a full day trip to Naoussa, Kolymbithres beach and the church of Ekatonpiliani on offer too. Get out there!



MEALS:

+ Breakfast



OPTIONAL ACTIVITIES:

+ Full day trip to
Ekatonpiliani, Naoussa and
Kolymbithres: from €45
(lunch included)

DAY 7 | PAROS TO SANTORINI

Jump back on the ferry - the blue-domed cliffside houses of your Insta feed await in Santorini. Get the tour of Fira with your Trip Leader (the side of the island with the best views). Then: it's time to make your friends back home jealous AF with THAT sunset pic. Lucky for you, we're no rookies when it comes to picking the best spot. So settle in, this is going to be one to remember.



MEALS:

+ Breakfast



INCLUDED TODAY:

+ Ferry to Santorini
+ Walking tour of Fira

DAY 8 | SANTORINI

On today's agenda? OPTIONS. Get your fill of blue-domed churches, rustic windmills and whitewashed houses with an adventure around the island. Or sign up for a full-day volcano excursion - starting with a sail in a traditional caldera, before getting your hike on - volcano style. And just in case your iPhone gallery wasn't filled last night, there's an additional Oia sunset tour on the cards too. We'll round things off with a group dinner. Best day ever? We're not surprised.



MEALS:

- + Breakfast
- + Dinner



OPTIONAL ACTIVITIES:

- + Full-day volcano excursion and Oia sunset tour (private caldera, transfers, lunch, guide and cable car tickets included): from €90
- + Half-day excursion to the Santorini volcano (private caldera, lunch, guide, cable car tickets, entrance fees included): from €75
- + Oia sunset tour (private transfers and guide included): from €15

DAY 9 | SANTORINI TO ATHENS

Whip out your camera and snap one last pic – it's your last morning in Santorini. Disclaimer: we've got a lengthy ferry ride back to Athens. But sometimes it's about the journey, right? And with a fully-charged phone, upgraded seats and your trip mates by your side – we'll be back in Athens before you know it! Ready to hit the town? Make it count – we'll be saying goodbye in the morning.



MEALS:

- + Breakfast



INCLUDED TODAY:

- + Ferry to Athens

DAY 10 | ATHENS

After breakfast, it's time to say goodbye. Try not to get too emotional – you could be an ugly crier. So, where to next?



MEALS:

- + Breakfast

MEALS

Your included meals are detailed in the 'Included Essentials' section of this document.

Breakfasts (usually continental breakfasts) are included every day, except on the first morning of your trip. A typical continental breakfast may consist of cereals with milk or yogurt, bread, croissants, cold meats, and cheese – with fruit juice, tea or coffee to drink. It is rare to get a hot breakfast, though on some occasions some hot food may be available.

Included meals will be provided in a mixture of local restaurants and places in which we stay. In most cases, table water is provided with meals. If you wish to purchase additional drinks, you can do so at your own expense.

If you have any dietary requirements, we'll make every effort to cater to your needs – as long as you advise your travel agent or Customer Service Consultant when you book. You can also make a note of dietary requirements in the Topdeck app when you check-in.

PLEASE NOTE: Although we'll do everything in our power to cater to your needs, we cannot guarantee this will be possible in every restaurant we visit. We also cannot cater to tastes or dislikes, as most of our included evening meals feature a set menu.

TIPPING

NO TIP NECESSARY

Your Topdeck Trip Leaders and Drivers never expect tips, and they won't ask for any either. We also know how much tipping can cost you. So go ahead – spoil yourself with the money you save traveling with us (just don't forget Mum's souvenir).

TOPDECK TRAVEL APP

Our app is available to download before you travel. With a range of cool features including a currency converter, budget planner, check-in tool and group chat, it'll help you plan your trip like a pro. Think of it as your very own Topdeck Trip Leader in the palm of your hand.

TRIP GROUP CHAT

Connect with your fellow Topdeckers before you depart and begin your magical friendship in the flash of a winking face emoji.

ITINERARY VIEWER

Get the lowdown on where you'll be going and what activities you'll be doing on each day of your trip with this handy little tool.

CHECK-IN

Plug in all your vital deets and we'll keep them safe for when you really need them. Making your life easier, one swipe at a time.

BUDGET TRACKER

Keep an eye on your holiday spending, leaving you with more FUN-ds to play with. Think: elaborate Spanish feasts (not questionable supermarket sandwiches).

MAPS

Navigate your way to meeting points and lesser-known local gems using pins dropped by your Trip Leader, seek out your own bucket list sites and take to the streets like a pro.

Once the trip is over, you'll need the app to give us feedback about your trip experience. We love to hear what you thought about your trip, as it helps to give us an idea of the things we're doing well and the things we could be doing better.

PLEASE NOTE: The Topdeck Travel App should only be downloaded once you have booked your trip. You will not be able to log in unless you have a Topdeck booking reference number.

[GET IT FOR IPHONE](#)

[GET IT FOR ANDROID](#)



PASSENGER SAFETY

NIGHTS OUT

One of the best parts of travelling is experiencing the nightlife and entertainment each city has to offer. However, amidst the fun and excitement, it's important to be aware of your surroundings and personal safety as well. Before you hit the road with us, be sure to familiarise yourself with the following safety information.

When you're on a night out, remember to avoid walking alone, particularly through deserted areas like beaches and back streets. Always stick together, take a registered taxi where possible, and keep a note of your accommodation details so you can find your way back to your fellow Topdeckers if you become separated. It's also a good idea to get your Topdeck trip mates' mobile numbers in case you need to get hold of them while out and about.

In some countries, alcoholic measures can be considerably larger than what you may be used to. Try to keep track of what you're drinking, and if you see one of your trip mates looking a little worse for wear, take them back to your accommodation. Never leave your drink unattended.

It's also important to be aware that what you might consider harmless flirting may be interpreted differently in some countries. Be yourself and have fun, but stay savvy – you don't want to find yourself in an uncomfortable situation.

RESPECTING FELLOW PASSENGERS

Here at Topdeck, we're all about inclusivity. We want to make sure that everyone has a great time on our trips, and that everyone feels like they're part of one happy Topdeck family.

What we're not about is excluding people or making them feel like they don't belong – that's just not what families do. That's why we always encourage Topdeckers to be kind and courteous to their fellow passengers. The golden rules? Always remember to respect each other's space, be mindful of causing excessive noise in shared accommodation and treat others how you'd wish to be treated yourself. Easy!

DRUG USE

Topdeck has a strict zero-tolerance drug policy. Passengers should not bring any illegal substances onto the Topdeck coach or into any of the accommodation we stay in on our trips. This includes marijuana, even if it is legal in some of the states your trip passes through. If you are found in possession of drugs, you will be removed from the trip. All instances of drug possession will be reported to Topdeck Head Office, who may consider alerting the relevant authorities.

REMEMBER – if you are found in possession of drugs, not only could you risk getting in trouble with the local police, but our Driver will also be held responsible if drugs are found on the Topdeck coach. Trust us, you wouldn't want that to happen to any of our Drivers – they're awesome.

MENTAL HEALTH AND WELLBEING

Culture shock, homesickness, random periods of feeling down – these things happen and are totally normal. You can rest assured that if you're feeling low, your Topdeck crew will do their utmost to cheer you up again.

Measures you can take to look after your mental health and wellbeing while on the road with us are:

- + Call home. Sometimes it's nice to hear a familiar voice and have a good old-fashioned catch up with your loved

ones

- + Eat well. Never underestimate the power of a good, wholesome meal. Nobody feels at their best when they're hungry!
- + Drink responsibly. Not only will you swerve the dreaded hangover, but by keeping an eye on what you drink, you could also avoid getting into any potentially uncomfortable situations
- + Talk to your Trip Leader. Don't forget, they're probably far from home, too – so they're sure to know of some tried-and-tested ways to beat the blues
- + Integrate with your fellow Topdeckers. This one is key! The more fun you're having on your trip, the less likely you are to feel homesick (trust us).

HOW TO BE A RESPONSIBLE TRAVELLER

Responsible travel isn't difficult to achieve. With a little conscious thought and preparation, you can have an awesome holiday AND have a positive impact on the places you visit. Sweet!

Here are five things you can do to ensure you're travelling responsibly:

- + Conserve water. You know the drill – reuse your hotel towels, take short showers and remember to turn off the tap when you're brushing your teeth
- + Reduce your waste. Ditch the plastic bag, refuse unnecessary packaging, dispose of your waste responsibly and recycle as much as possible
- + Go local. Hunt down locally owned and operated restaurants and bars, shop in local markets and book tours and activities run by local guides
- + Consider the wildlife. Avoid any attractions that involve closely engaging with wild animals
- + Respect local people and culture. Obeying local laws is a given – but also remember to dress and behave in a manner appropriate to the community. Be polite and keep an open mind!

OTHER INFORMATION

INSURANCE

Before your trip departs, it's compulsory for all passengers to take out comprehensive travel insurance covering cancellation, medical expenses (including repatriation), loss or damage to baggage and personal belongings, money and personal liability.

World Nomads provides comprehensive travel insurance for people from over 140 countries. For more information, visit www.topdeck.travel/travel-insurance.

PASSPORTS AND VISAS

Please make sure your passport is valid for at least six months after the last day of your trip. Some countries will refuse entry if you do not have at least six months validity remaining on your passport after your departure date. Depending on your nationality, you may require a visa to enter certain countries.

It is your responsibility to obtain visas prior to your trip departure. To determine which visas you'll need, you can consult either your own government's website or the government websites of the countries in which you will be travelling.

PLEASE NOTE: Some visas can take up to six weeks to acquire, so don't leave it until the last minute. Also, bear in mind that the validity of a visa often runs from its date of issue rather than the date of entry into the country. Please check with the appropriate embassy/embassies prior to departure, as requirements do change periodically.

WHAT TO BRING

Based on our experience, these items are key. Everyone's different though – so if you want to bring more or less, go for it! (As long as you don't exceed your 20kg allowance, that is.)

- + 1 pair of comfortable walking shoes
- + 1 pair of smart casual shoes
- + 1 pair of thongs/jandals/flip-flops
- + 2 pairs of jeans/trousers
- + 2 pairs of shorts/skirts
- + 4 shirts/T-shirts
- + 2 sweaters/jumpers
- + Smart casual evening wear
- + 1 rainproof jacket
- + 1 warm jacket
- + Underwear and socks
- + Swimwear
- + Towel
- + Toiletries
- + Hat and sunscreen
- + Basic medical kit (including plasters, aspirin etc)
- + Insect repellent
- + Conversion plug
- + Reusable water bottle
- + Snow gear



THAT'S IT!